




Product Spotlight: Lime Leaves


Lime leaves, commonly used in Thai cooking, are rich in oils so only a couple of leaves are needed to add a fragrant flavour. Keep an eye out for them in your box as they come loose.



Tom Yum Fried Rice with Prawns

A vibrant, Thai-inspired fried rice packed with zesty tom yum flavours, juicy prawns, stir-fry vegetables and fragrant lime leaves – a quick, punchy midweek meal.

 35 minutes

 2 servings

 Fish

Switch it up!

You can use these ingredients to make a prawn curry instead! Add some coconut milk to the curry paste and simmer the vegetables. Use the coleslaw and cucumber as a topping.

Per serve:	PROTEIN	TOTAL FAT	CARBOHYDRATES
	31g	11g	77g

FROM YOUR BOX

BASMATI RICE	150g
SPRING ONIONS	1 bunch
TOMATO	1
LIME LEAVES	2
LEBANESE CUCUMBER	1
FRESH PRAWNS	1 packet
COLESLAW	250g
THAI RED CURRY PASTE	1 jar
LIME	1

FROM YOUR PANTRY

oil for cooking (see notes), salt, pepper

KEY UTENSILS

large frypan or wok, saucepan

NOTES

You can use coconut oil to cook this dish as it adds extra fragrance.


Use less curry paste if you prefer less spice. You can add more to taste

Season with fish sauce instead of salt for a more savoury flavour.



1. COOK THE RICE

Place **rice** in a saucepan and cover with **300ml water**. Cover with a lid and bring to a boil. Reduce to medium-low heat for 10–15 minutes. Remove from heat, stand for 5 minutes. Stir carefully with a fork.



2. PREPARE THE VEGETABLES

Slice **spring onions** (reserve tops), wedge **tomatoes**, finely slice **lime leaves** and slice **cucumber**. Keep separate.



3. COOK THE PRAWNS

Pat **prawns** dry and season with **salt and pepper**. Heat a frypan or wok over high heat with **oil** (see notes). Cook **prawns** for 2 minutes until seared. Add **spring onions, tomatoes** and **lime leaves**. Cook for 2–3 minutes.



4. STIR-FRY THE VEGETABLES

Add **coleslaw** and **2–3 tbsp curry paste** (see notes). Cook for 2–3 minutes until fragrant.



5. TOSS THE RICE

Add cooked **rice** and toss well to combine. Squeeze in **1/2 lime juice** (wedge remaining). Season with **salt and pepper** to taste (see notes).



6. FINISH AND SERVE

Garnish **fried rice** with **spring onion tops** and serve with **cucumber slices** and **lime wedges**.



Scan the QR code to submit a Google review!

How did the cooking go? Share your thoughts via **My Recipes** tab in your **Profile** and leave a review. Something not right? Text us on **0440 132 826** or email **hello@dinnertwist.com.au**

